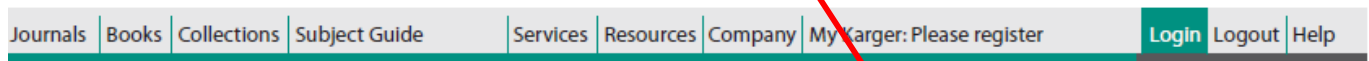


Shibboleth 設定のご確認方法

1. Click the Shibboleth button located on the pulldown menu of Login tool bar on any of the navigational pages on Karger.com to access Karger's Shibboleth JP log in option. The following screen shots point out the login button and the Shibboleth JP button.

S. Karger AG (<http://www.karger.com/>) 画面右上の Login のプルダウンメニューより Shibboleth を選択



8.2 Institutional Customers: Access control

Year	Vol.	Issue	pp.	Issue Release Date
2013		Acta Haematologica		
	130	No. 2	61-97	Published online first (Issue-in-Progress)
	130	No. 1	1-60	Published online first (Issue-in-Progress)
	129	No. 4	197-256	Published online first
	129	No. 3	135-196	Published online first
	129	No. 2	65-134	February 2013
	129	No. 1	1-64	January 2013

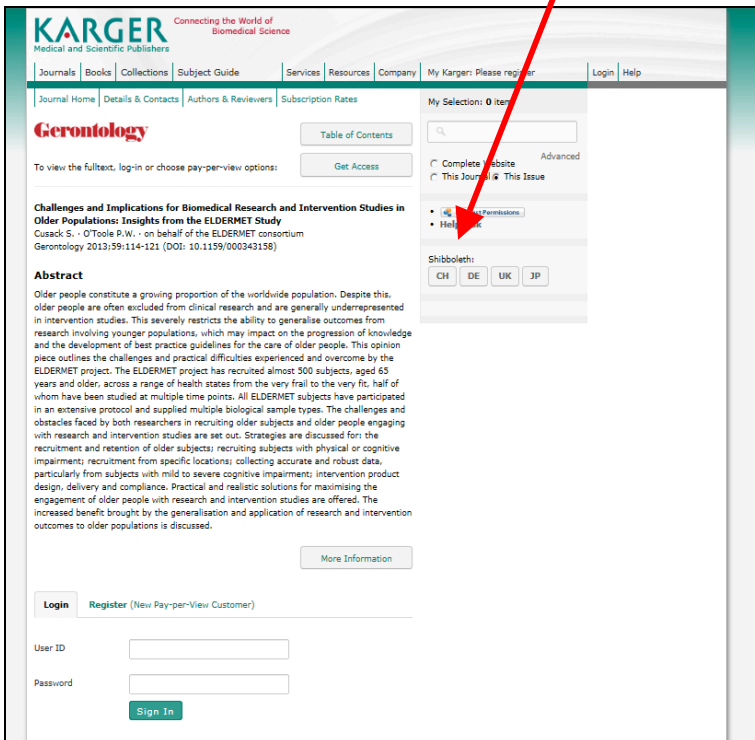
8.3 Shibboleth and OpenAthens

Please select your country:

CH DE UK JP

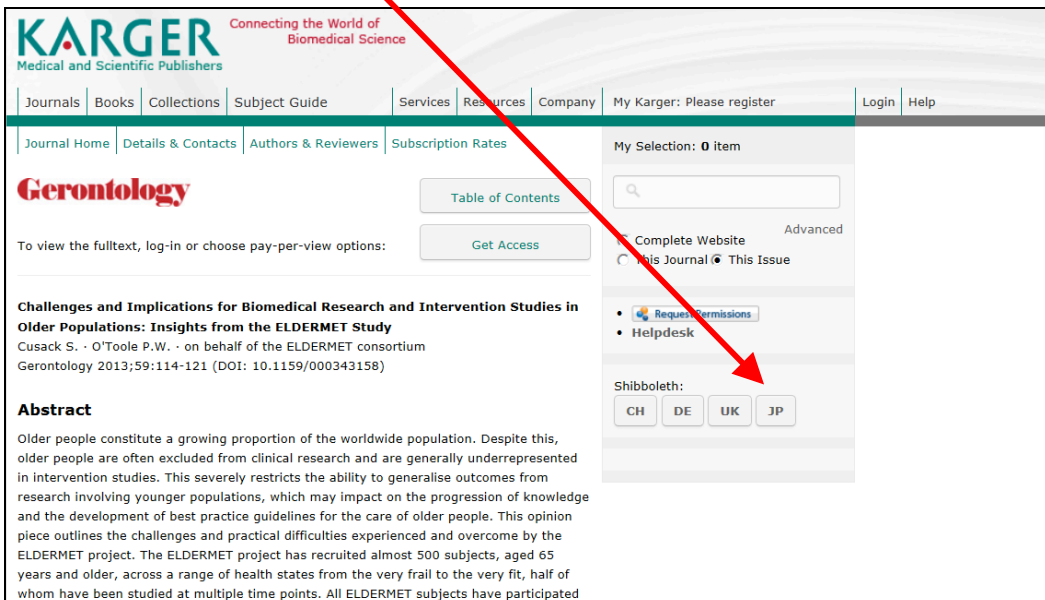
[Shibboleth の JP をクリック](#)

認証が必要な論文の Login ページで Shibboleth を選択



The screenshot shows the Karger website interface. At the top, the Karger logo and navigation menu are visible. The main content area displays the journal title "Gerontology" and a search bar. Below the search bar, there are options to "Table of Contents" and "Get Access". The article title "Challenges and Implications for Biomedical Research and Intervention Studies in Older Populations: Insights from the ELDERMET Study" is shown, along with the authors "Cusack S. · O'Toole P.W. · on behalf of the ELDERMET consortium" and the journal information "Gerontology 2013;59:114-121 (DOI: 10.1159/000343158)". The abstract text is visible below. On the right side, there is a sidebar with "My Selection: 0 item" and a search bar. Below that, there are options for "Complete Website" and "This Journal / This Issue". A red arrow points to the "Shibboleth:" section, which contains buttons for "CH", "DE", "UK", and "JP".

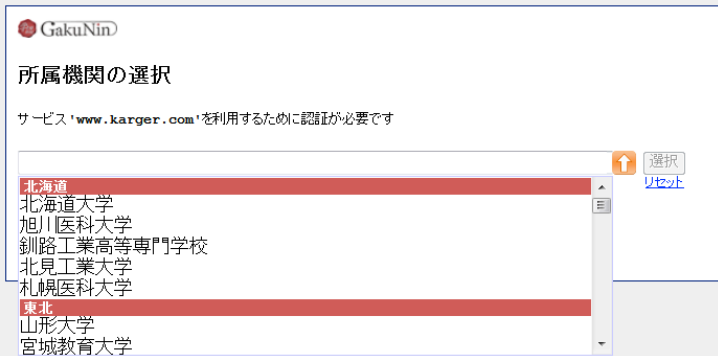
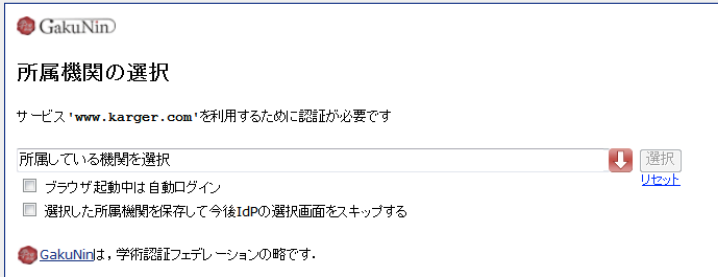
Shibboleth の JP をクリック



This screenshot is similar to the one above, but with a red arrow pointing specifically to the "JP" button in the "Shibboleth:" section. The rest of the page content, including the article title and abstract, remains the same.

2. Choose your institution.

ご所属の機関名をプルダウンリストから選んでクリックしてください。



3. Enter your User name and password.

ご所属機関のログインページに進みますので User name と Password をご入力ください。ログイン後にカルガー社のコンテンツにアクセス出来れば設定が完了となります。

〇〇大学法人
SbU 〇〇〇大学
〇〇〇 University

Shibboleth Identity Provider Login

Username:

Password:

Login

Enter your
Shibboleth User
name and password
here.